

Scaled data based on original data using
LM-79-08 Approved Method: Electrical and Photometric Measurements of Solid-
State Lighting Products

Test Report Prepared for
Cooper Lighting Solutions
(formerly Eaton)

Brand: McGRAW-EDISON

Report Number: P200288

Luminaire Tested: **GPC-AF-02-LED-E1-SL3-7050-HSS**

Issue Date: 3/3/2020

Test Information

Test Method: LM-79-08
Report Number: P200288
TEST IS SCALED FROM IESNA LM-79-08 TEST DATA (P24289)
Test Lab: INNOVATION CENTER P2
Issue Date: 3/3/2020
Manufacturer: COOPER LIGHTING SOLUTIONS (FORMERLY EATON)
Product Line: MCGRAW-EDISON
Catalog Number: GPC-AF-02-LED-E1-SL3-7050-HSS
Description: GALLEON PEDESTRIAN LUMINAIRE
(2) 70 CRI, 5000K, 1050mA LIGHTSQUARES WITH 16 LEDS EACH AND TYPE III
SPILL LIGHT ELIMINATOR OPTICS WITH HOUSE SIDE SHIELD
Light Source: -
Ballast/Driver: ELECTRONIC DRIVER

Summary

Lumens per Lamp: N/A
Luminaire Lumens: 10613 lumens
Efficiency: N/A
Efficacy: 93.9 lumens/watt
Luminous Opening: Rectangular (W 1' x L: 0.5' x H: 0')
IES Classification: Type III - Short - Non-Cutoff
BUG Rating: B1 - U0 - G2

Input Watts (W): 113
Input Voltage (V): NR
Input Current (Ain): NR
Voltage Rise (V): NR
Power Factor: NR
Total Harmonic Distortion (THDi): NR
Frequency (hertz): 60
Stabilization Time: NR
Operation Time: NR
Ambient Temperature (°C): NR
Test Distance: 25 FT

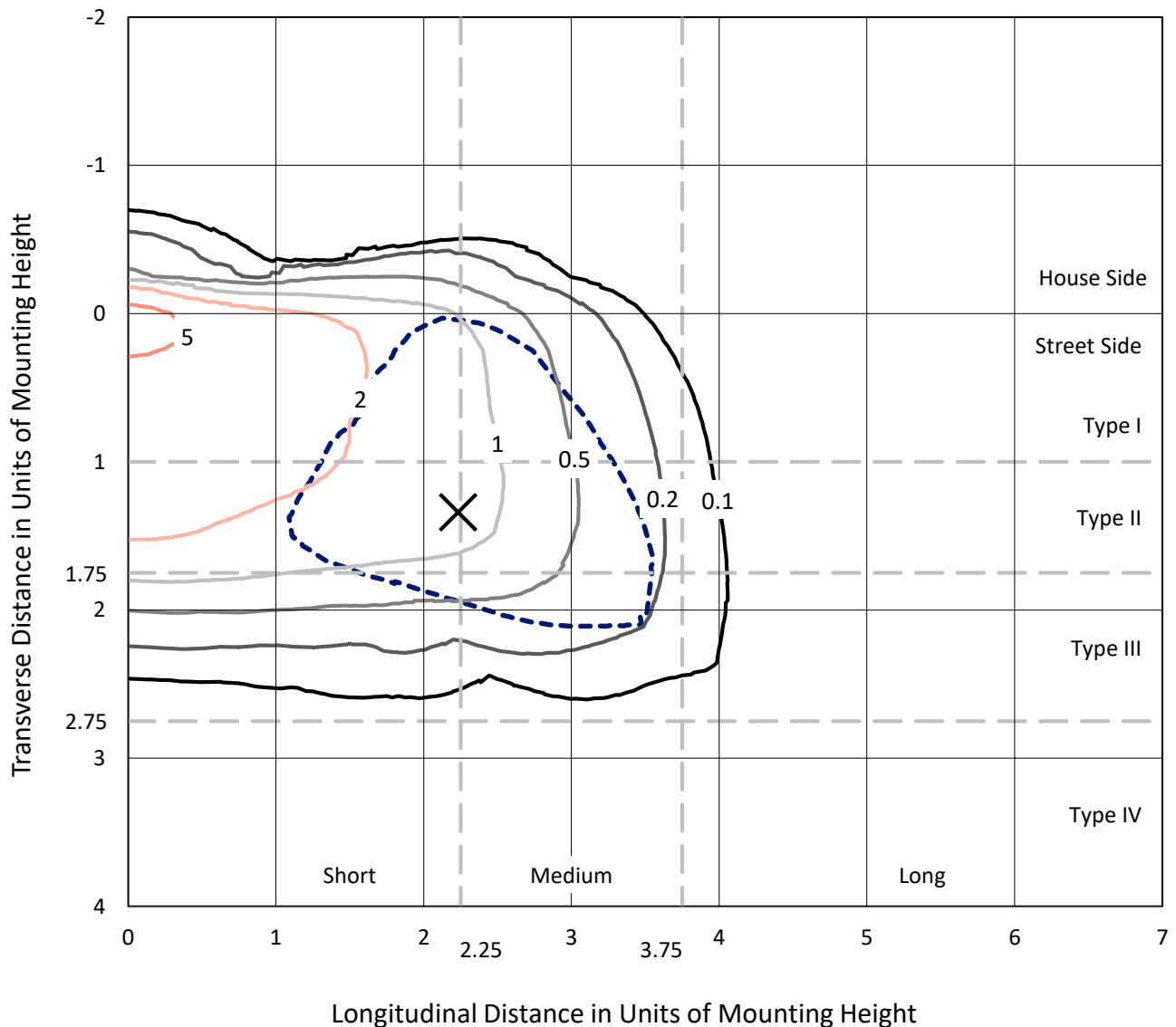


REPORT NUMBER: P200288

CATALOG NUMBER: GPC-AF-02-LED-E1-SL3-7050-HSS

Iso-Footcandle Lines of Horizontal Illumination

× Max cd
 - - - 1/2 Max cd

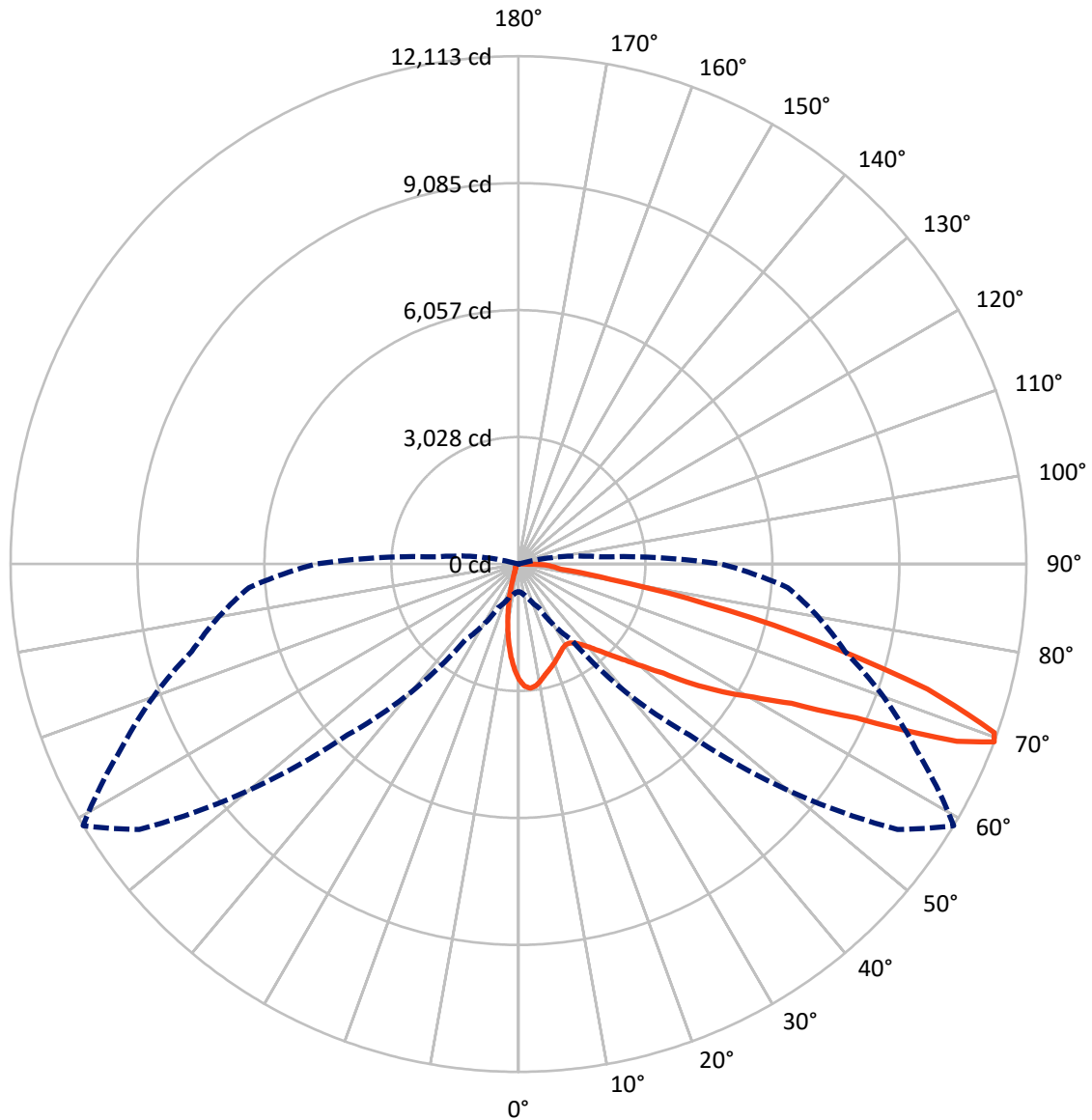


Based on 20 foot mounting height. Maximum calculated value = 6.9 fc
 Type III - Short - Non-Cutoff

REPORT NUMBER: P200288

CATALOG NUMBER: GPC-AF-02-LED-E1-SL3-7050-HSS

Luminous Intensity Polar Plot



— Vertical Plane Through 59-Deg Lateral - - - Horizontal Cone Through 69-Deg Vertical

REPORT NUMBER: P200288

CATALOG NUMBER: GPC-AF-02-LED-E1-SL3-7050-HSS

FLUX DISTRIBUTION:

		Downward	Upward	Total
House Side	Lumens	864.3	0.0	864.3
	% Fixture	8.1	0.0	8.1
Street Side	Lumens	9748.7	0.0	9748.7
	% Fixture	91.9	0.0	91.9
Total	Lumens	10613.0	0.0	10613.0
	% Fixture	100.0	0.0	100.0

Coefficient of Utilization

ZONAL LUMENS:

Zone	Lumens	% Fixture
0°-10°	224.2	2.1
10°-20°	463.3	4.4
20°-30°	623.4	5.9
30°-40°	905.2	8.5
40°-50°	1507.2	14.2
50°-60°	2351.3	22.2
60°-70°	2909.5	27.4
70°-80°	1474.5	13.9
80°-90°	154.3	1.5
90°-100°	0.0	0.0
100°-110°	0.0	0.0
110°-120°	0.0	0.0
120°-130°	0.0	0.0
130°-140°	0.0	0.0
140°-150°	0.0	0.0
150°-160°	0.0	0.0
160°-170°	0.0	0.0
170°-180°	0.0	0.0
0°-90°	10613.0	100.0
0°-180°	10613.0	100.0



REPORT NUMBER: P200288

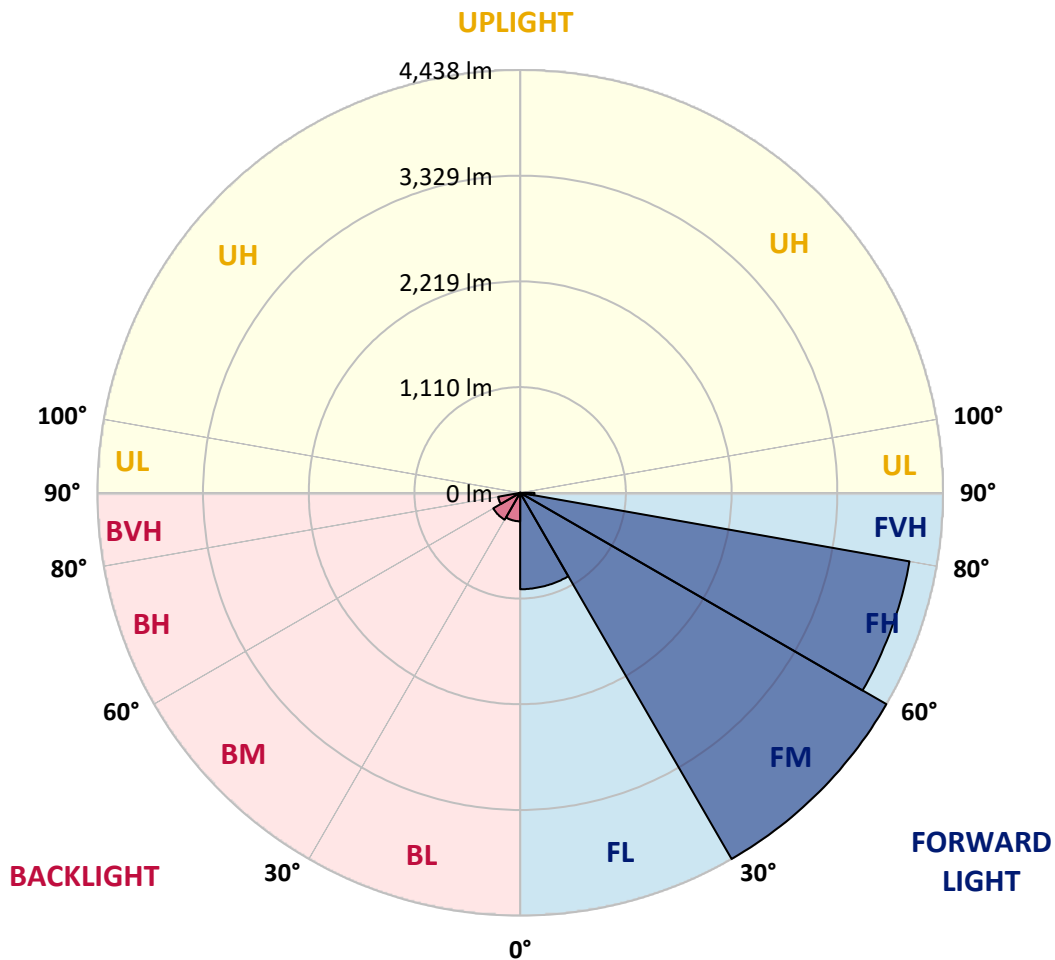
CATALOG NUMBER: GPC-AF-02-LED-E1-SL3-7050-HSS

LUMINAIRE CLASSIFICATION SYSTEM LUMEN TABLE AND BUG RATING:

Zone		Lumens	% Fixture	Zone Rating/Lumen Limit		
				B	U	G
FL	(0°-30°)	1011.8	9.5			
FM	(30°-60°)	4438.0	41.8			
FH	(60°-80°)	4149.3	39.1			G2/5000
FVH	(80°-90°)	149.5	1.4			G2/225
BL	(0°-30°)	299.2	2.8	B1/500		
BM	(30°-60°)	325.6	3.1	B1/1000		
BH	(60°-80°)	234.7	2.2	B1/500		G1/500
BVH	(80°-90°)	4.7	0.0			G0/10
UL	(90°-100°)	0.0	0.0		U0/0	
UH	(100°-180°)	0.0	0.0		U0/0	

BUG Rating: B1-U0-G2

Type III Short





REPORT NUMBER: P200288

CATALOG NUMBER: GPC-AF-02-LED-E1-SL3-7050-HSS

CANDELA DISTRIBUTION (FULL):

	0°	5°	15°	25°	35°	45°	55°	59°	65°	75°	85°
0°	2762.4	2762.4	2762.4	2762.4	2762.4	2762.4	2762.4	2762.4	2762.4	2762.4	2762.4
2.5°	3027.7	3026.5	3013.3	3007.3	2996.5	2973.7	2938.3	2919.7	2889.6	2837.4	2767.2
5°	3000.1	3014.5	3022.3	3022.9	3030.7	3022.3	2990.5	2974.9	2933.5	2849.4	2723.4
7.5°	2812.8	2818.2	2840.4	2859.6	2896.8	2932.3	2943.7	2937.1	2912.5	2822.4	2655.0
10°	2612.4	2617.8	2644.2	2669.4	2719.8	2774.4	2832.0	2844.0	2854.2	2784.0	2589.0
12.5°	2439.5	2444.9	2472.0	2505.0	2563.8	2631.0	2720.4	2740.2	2785.2	2747.4	2536.2
15°	2290.7	2293.1	2319.5	2360.3	2430.5	2517.0	2618.4	2650.2	2719.2	2721.6	2490.0
17.5°	2164.1	2170.1	2186.3	2225.3	2302.1	2408.9	2527.2	2572.8	2653.8	2700.0	2444.9
20°	2086.7	2092.7	2092.1	2113.7	2182.7	2296.7	2435.9	2490.6	2589.0	2677.8	2404.7
22.5°	2071.7	2071.7	2056.1	2053.1	2093.9	2189.3	2341.1	2407.7	2530.8	2668.2	2376.5
25°	2125.1	2122.7	2083.7	2051.9	2053.7	2110.7	2249.3	2328.5	2481.6	2674.8	2361.5
27.5°	2237.9	2234.9	2185.7	2125.1	2076.5	2075.9	2179.7	2264.9	2442.5	2706.0	2367.5
30°	2393.9	2392.7	2339.3	2263.1	2174.9	2093.9	2155.7	2233.1	2417.3	2762.4	2381.3
32.5°	2564.4	2562.6	2522.4	2441.9	2330.3	2174.9	2180.9	2245.7	2424.5	2837.4	2414.9
35°	2745.0	2742.0	2724.6	2654.4	2531.4	2324.3	2263.7	2314.1	2470.2	2949.7	2481.0
37.5°	2940.7	2943.7	2956.3	2889.0	2760.0	2533.8	2402.3	2436.5	2562.0	3102.1	2588.4
40°	3229.3	3228.7	3232.9	3144.7	3020.5	2790.0	2596.2	2607.0	2715.6	3304.3	2751.6
42.5°	3753.2	3716.6	3605.6	3425.6	3300.7	3082.9	2840.4	2829.0	2903.4	3554.6	2980.3
45°	4457.2	4379.2	4091.1	3746.0	3586.4	3413.0	3141.1	3104.5	3151.9	3855.3	3262.3
47.5°	5062.7	4981.7	4574.2	4079.7	3889.5	3726.2	3493.4	3427.4	3443.0	4191.9	3620.0
50°	5268.6	5229.0	4873.1	4370.2	4182.9	4120.5	3902.1	3821.7	3799.4	4581.4	4034.7
52.5°	5197.2	5194.2	4957.1	4558.6	4451.8	4528.6	4416.4	4323.4	4241.7	4991.9	4456.6
55°	5082.5	5097.5	4991.3	4723.7	4720.1	4901.3	5119.7	5042.3	4805.9	5437.8	4820.3
57.5°	4766.3	4830.5	4972.1	5035.7	5183.4	5368.8	5705.5	5751.1	5471.4	5779.3	5122.1
60°	3867.3	4008.3	4471.6	5080.7	5780.5	6242.6	6412.4	6451.4	6017.5	6063.2	5529.6
62.5°	2745.0	2889.0	3476.6	4507.0	5789.5	7390.7	7465.7	7312.6	6618.9	6483.8	6232.4
65°	1457.1	1568.2	2048.3	3253.3	5019.5	7657.1	9307.5	8851.4	7679.9	7311.4	7140.4
67.5°	745.4	779.0	969.8	1592.2	3450.8	6801.3	10958.4	11279.5	9508.5	8132.4	7096.6
69°	659.5	679.4	806.0	1151.1	2209.7	5760.7	11038.9	12113.1	10465.7	8064.0	6449.0
70°	638.5	655.9	771.2	1041.8	1727.2	4831.1	10731.0	12039.9	10710.6	7803.5	5965.3
72.5°	541.9	556.9	686.6	920.6	1403.7	2398.1	8716.9	10202.3	9611.1	6500.7	4318.0
75°	362.5	411.7	658.9	863.0	1305.9	1362.3	5746.9	7372.6	6848.7	4384.6	2249.3
77.5°	87.0	93.6	186.0	686.6	1194.3	1199.1	2955.7	4583.2	3738.2	1562.7	531.7
80°	46.8	45.0	52.2	136.2	1112.0	1125.3	1330.5	2224.7	1334.7	259.3	175.2
82.5°	33.0	31.2	33.6	57.0	349.9	1025.0	962.6	1007.0	553.3	99.6	78.6
85°	12.0	11.4	18.6	51.6	109.8	589.3	989.0	830.6	448.3	45.6	57.6
87.5°	4.2	3.6	7.2	28.2	33.6	250.9	610.3	627.7	176.4	27.6	27.0
90°	0.0	0.0	0.0	0.0	0.0	0.0	0.0	0.0	0.0	0.0	0.0



REPORT NUMBER: P200288

CATALOG NUMBER: GPC-AF-02-LED-E1-SL3-7050-HSS

CANDELA DISTRIBUTION (continued):

	90°	95°	105°	115°	125°	135°	145°	155°	165°	175°	180°
0°	2762.4	2762.4	2762.4	2762.4	2762.4	2762.4	2762.4	2762.4	2762.4	2762.4	2762.4
2.5°	2737.8	2700.6	2632.2	2562.0	2497.2	2419.1	2380.1	2341.7	2325.5	2319.5	2291.3
5°	2658.6	2595.6	2450.3	2304.5	2170.1	2027.3	1933.0	1857.4	1813.0	1791.4	1757.2
7.5°	2557.2	2453.9	2233.7	2008.6	1799.2	1592.8	1439.7	1322.1	1241.1	1202.1	1166.7
10°	2458.7	2321.3	2008.0	1701.4	1416.9	1143.3	932.0	779.0	681.2	636.1	607.3
12.5°	2370.5	2192.3	1790.2	1401.9	1044.8	724.4	509.5	387.7	327.1	306.1	295.9
15°	2291.9	2073.5	1584.4	1117.4	707.6	414.1	278.5	237.1	227.5	227.5	226.3
17.5°	2217.5	1957.0	1385.7	850.4	444.1	253.3	211.8	206.4	206.4	208.8	208.8
20°	2146.1	1846.0	1193.7	610.3	279.7	201.0	191.4	190.2	191.4	194.4	194.4
22.5°	2084.9	1745.2	1014.2	418.9	207.6	181.2	176.4	174.6	175.2	177.0	178.2
25°	2039.3	1660.0	845.0	283.9	178.8	165.0	159.6	156.6	154.2	154.2	155.4
27.5°	2010.4	1588.0	681.2	206.4	160.8	150.0	141.6	136.8	131.4	128.4	129.6
30°	1989.4	1519.5	527.5	168.6	144.0	133.2	122.4	114.6	106.8	103.2	104.4
32.5°	1981.6	1464.3	394.3	148.8	129.0	117.0	103.8	93.6	85.2	82.2	82.8
35°	2002.6	1420.5	288.7	134.4	117.0	102.0	87.0	75.6	69.0	67.2	67.8
37.5°	2057.9	1397.1	216.0	122.4	106.2	89.4	72.6	61.8	57.6	57.6	58.2
40°	2162.3	1396.5	173.4	114.0	96.6	77.4	60.0	52.2	49.8	51.0	51.6
42.5°	2314.7	1428.3	151.2	106.2	88.2	66.0	49.8	44.4	43.8	45.0	45.6
45°	2523.0	1486.5	139.2	99.6	79.2	55.2	42.0	38.4	38.4	40.2	40.8
47.5°	2778.0	1571.8	129.0	93.0	70.2	46.2	36.0	33.6	34.2	36.0	36.6
50°	3085.3	1679.2	118.8	85.8	63.6	38.4	31.2	29.4	30.0	32.4	33.0
52.5°	3435.2	1823.8	110.4	79.2	55.2	31.8	26.4	25.2	26.4	28.8	29.4
55°	3735.2	1953.4	100.2	73.8	44.4	26.4	21.6	21.6	22.8	25.8	26.4
57.5°	4023.9	2089.1	91.2	63.6	34.8	21.0	18.0	18.6	20.4	23.4	24.0
60°	4447.6	2318.9	80.4	53.4	26.4	16.8	15.0	15.6	18.0	21.0	21.6
62.5°	5167.2	2668.8	69.6	44.4	20.4	13.2	12.0	13.2	16.2	19.8	20.4
65°	5816.5	2811.0	57.0	37.2	15.6	10.2	10.2	12.0	15.6	19.2	19.8
67.5°	5454.6	2366.3	44.4	29.4	12.0	7.8	8.4	11.4	15.0	19.2	19.8
69°	4823.9	1934.8	37.8	23.4	10.2	7.2	7.8	11.4	15.0	18.6	19.2
70°	4332.4	1633.6	33.6	19.8	9.0	7.2	7.8	10.8	15.0	18.6	19.2
72.5°	2901.6	882.2	27.0	14.4	8.4	6.6	6.6	10.8	14.4	18.0	18.6
75°	1247.1	243.7	21.6	10.2	7.2	6.0	6.0	10.2	13.8	17.4	18.6
77.5°	228.1	61.8	17.4	9.0	7.2	6.0	5.4	9.6	13.2	16.8	17.4
80°	90.6	30.6	13.8	7.8	6.6	5.4	4.8	9.0	12.6	16.2	16.8
82.5°	54.6	17.4	11.4	7.2	6.6	4.8	4.2	7.8	12.0	15.6	16.2
85°	44.4	12.0	9.0	7.2	6.0	4.8	3.6	7.2	10.8	15.0	15.6
87.5°	21.6	8.4	8.4	6.6	6.0	4.8	3.6	6.6	10.2	14.4	15.0
90°	0.0	0.0	0.0	0.0	0.0	0.0	0.0	0.0	0.0	0.0	0.0

(END OF REPORT)